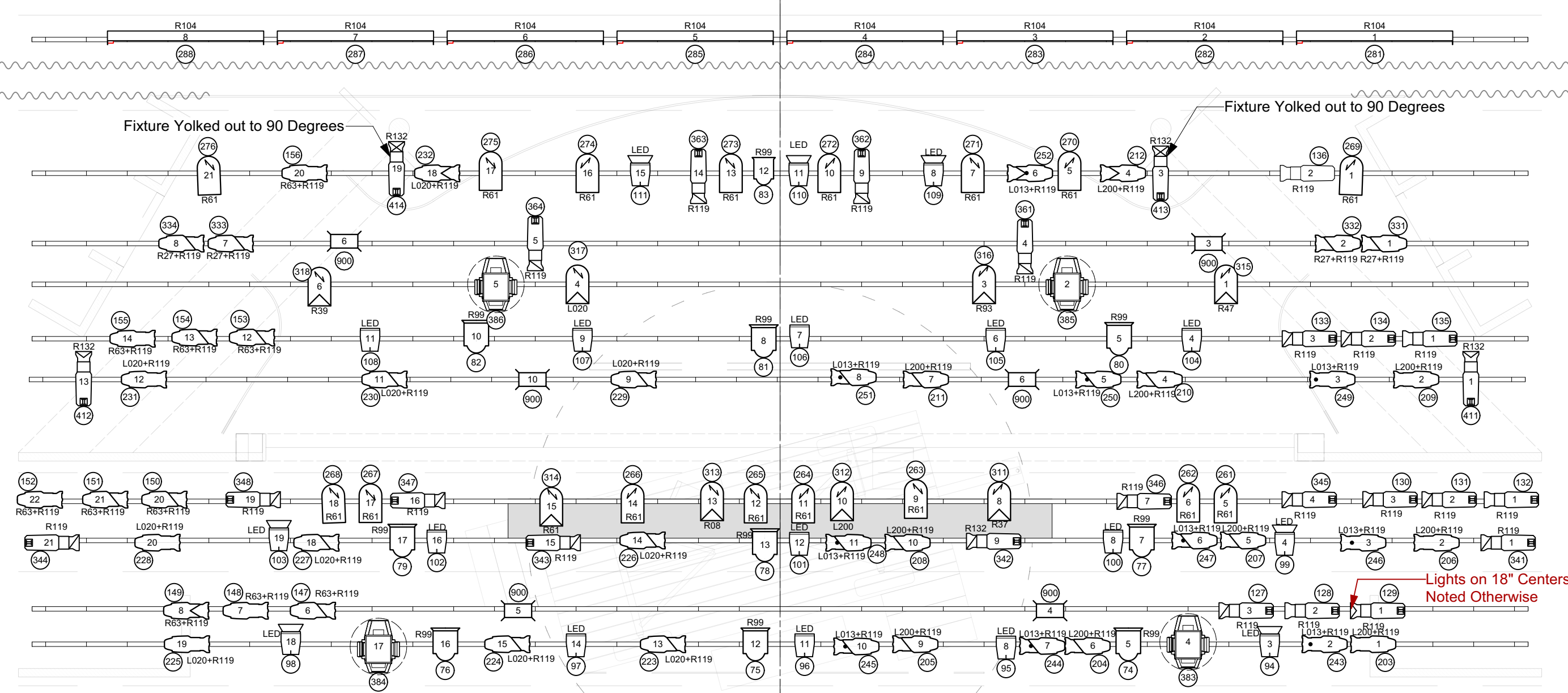


DESCRIPTION	D TO PL	TRIM	#
BLACKOUT DROP	+28'-0"		47
BLACKOUT DROP	+28'-0"	Off Stage Side Rail	46
BOY DROP	+28'-0"		45
BOY DROP	+28'-0"		44
ELECTRIC 9	+28'-0"		43
CRYSTALS	+28'-0"		42
BLACK TRAVELER	+28'-0"		41
BLACK TRAVELER	+28'-0"		40
BORDER 4	+28'-0"		39
BORDER 4	+28'-0"		38
BORDER 4	+28'-0"		37
BORDER 4	+28'-0"		36
BORDER 4	+28'-0"		35
ELECTRIC 8	+28'-0"		34
ELECTRIC 8	+28'-0"		33
CIRCUS DROP	+18'-0"		32
ELECTRIC 7	+18'-0"		31
ELECTRIC 7	+18'-0"		30
ELECTRIC 7	+18'-0"		29
ELECTRIC 7	+18'-0"		28
ELECTRIC 7	+18'-0"		27
ELECTRIC 7	+18'-0"		26
ELECTRIC 5	+18'-0"		25
ELECTRIC 5	+18'-0"		24
VITAMIC SIGN	+18'-0"		23
ELECTRIC 4	+18'-0"		22
BLACK TRAVELER	+18'-0"		21
BRIDGE	+18'-0"		20
BRIDGE	+18'-0"		19
CHASER PORTAL	+18'-0"		18
CHASER PORTAL	+18'-0"		17
PORTAL	On Stage Side Rail		16
BORDER 3	+18'-0"		15
BORDER 3	+18'-0"		14
ELECTRIC 3B	+18'-0"		13
BRIDGE	+18'-0"		12
BRIDGE	+18'-0"		11
ELECTRIC 3A	+18'-0"		10
BORDER 2	+18'-0"		9
BORDER 2	+18'-0"		8
ELECTRIC 2	+18'-0"		7
ELECTRIC 2	+18'-0"		6
ELECTRIC 1	+18'-0"		5
Submittal Screen	+18'-0"		4
BORDER 1	+18'-0"		3
GRAND DRAPE	+18'-0"		2
VALANCE	+18'-0"		1
PLASTER LINE	+18'-0"		

Exact Location of Hazers to be Determined at Load-In

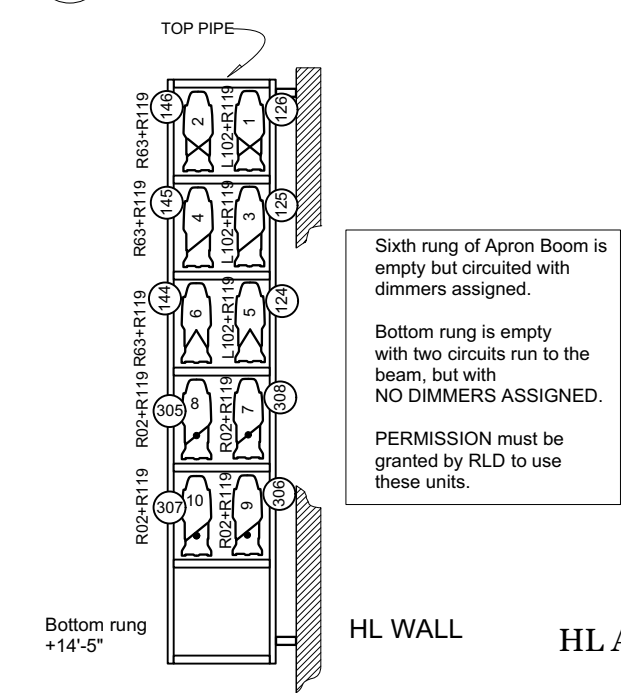
- Electric 9
- Electric 8
- Electric 7
- Electric 6
- Electric 5
- Electric 4
- Electric 3B
- Electric 3A
- Electric 2
- Electric 1



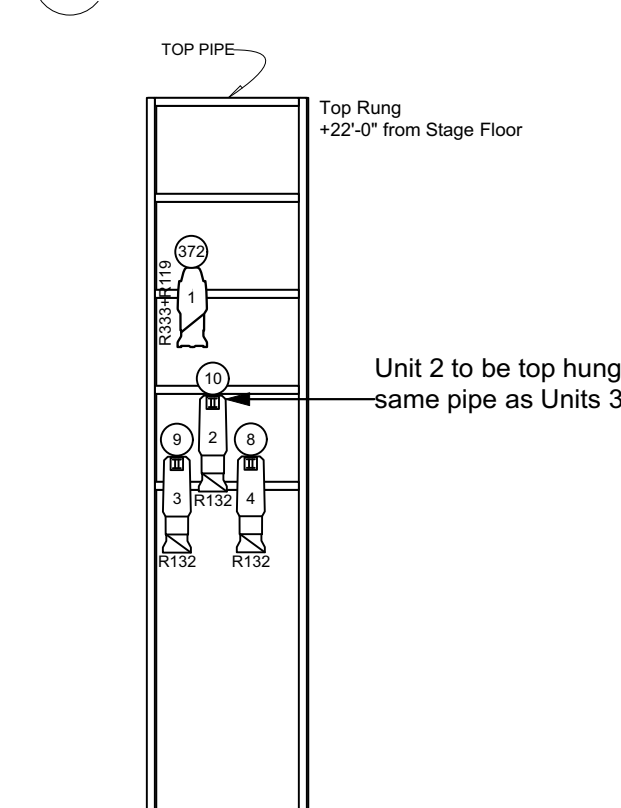
SL Mid Gal

SIDE RIGS

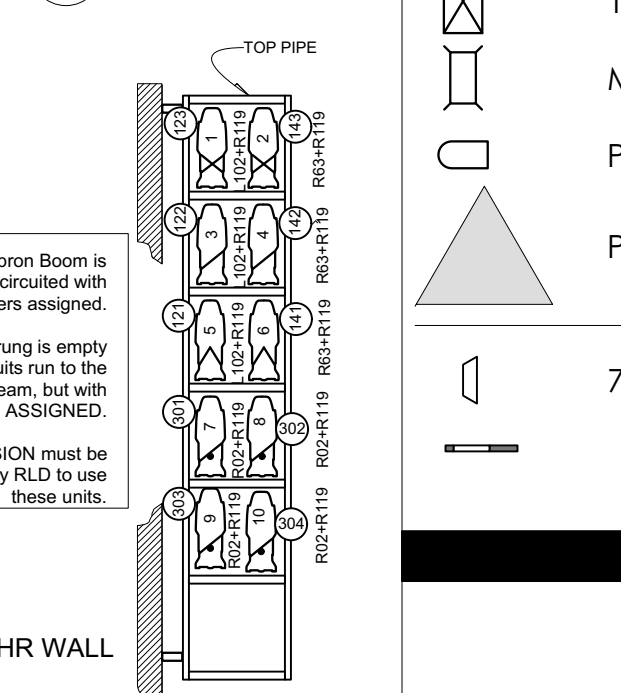
HL APRON BOOM



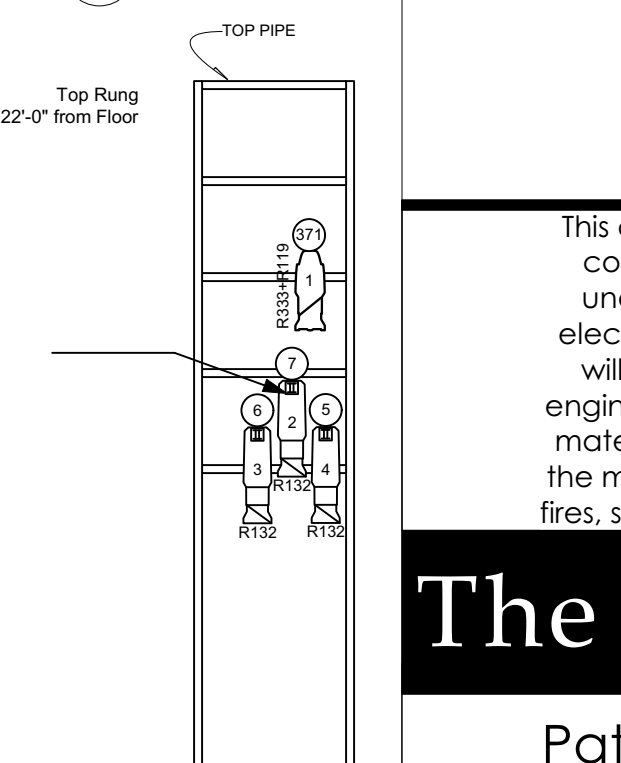
HL BOX BOOM



HR APRON BOOM



HR BOX BOOM



INSTRUMENT KEY		
	ETC Source-4 19° @ 575w	44 / 52
	ETC Source 4 26° @ 575w	57 / 112
	ETC Source-4 36° @ 575w	16 / 75
	ETC Source-4 50° @ 575w	11 / 20
	ETC Source-4 Zoom 15°-30° @ 750w	8 / 8
	ETC Source4 26deg 750W @ 750w	6 / 22
	ETC Source4 LED2LS 19deg @ 171w	5 / 5
	ETC Source4 LED2LS 26deg @ 171w	33 / 55
	ETC Source4 LED2LS 36deg @ 171w	15 / 59
	ETC Source4 LED2LS 50deg @ 171w	3 / 9
	Elation Arena PAR Zoom @ 220w	21 / 30
	Colortran 20 Deg. @ 750w	2 / 2
	Strand 8" Fresnelite @ 2kw	12 / 14
	Altman 6" Fresnel @ 1kw	1 / 2
	PAR 64 MFL @ 1KW	16 / 32
	PAR 64 WFL @ 1KW	8 / 29
	Colour Chorus 72 @ 630w	16 / 16
	Lycian SuperArc 400 Follow Spot @ 400w	3 / 3
	SolaFrame 2000 Hang	4 / 5
	Varilite VL 1100 Arc ERS @ 1kw	2 / 3
	1k Broad @ 1k	3 / 3
	Mini 10 @ 1k	10 / 10
	PAR 38 @ 250w	2 / 2
	Practical	
	7.5in 4 Leaf Barn Door	10 / 32
	18" Side Arm	16

LEGEND	
	Color
	Template
	Unit#
	Bottle Rotation
	Channel#

This drawing represents visual concepts and construction suggestions only the designer is unqualified to determine the structural or electrical appropriateness of his design, and will not assume responsibility for improper engineering, construction, handling, or use. All materials and construction must comply with the most stringent applicable federal and local fires, safety, energy, and environmental codes.

# The Bartered Bride

Patricia Corbet Theater

Production Team		Submittal	
Director: Audrey Chait	Lighting Designer: Nina Agelvis	Archival	Submittal Date
Asst. LD: Hannah Gruneisen	Asst. LD: Jason Bowden	11/24/2019	
Asst. ME: Matthew Barnett	Asst. ME: Aiden Bezark	Drafted By	
RME: Greg Falcone	RLD: Sharon Huizinga	Hannah Gruneisen	

## Electric Plan

Scale: 1/4" = 1'-0"

77542: Squares Total: 4 [B Size]

77806: Leaf Breakup Total: 12 [A Size]

G714: Sponge Total: 8 [A Size]

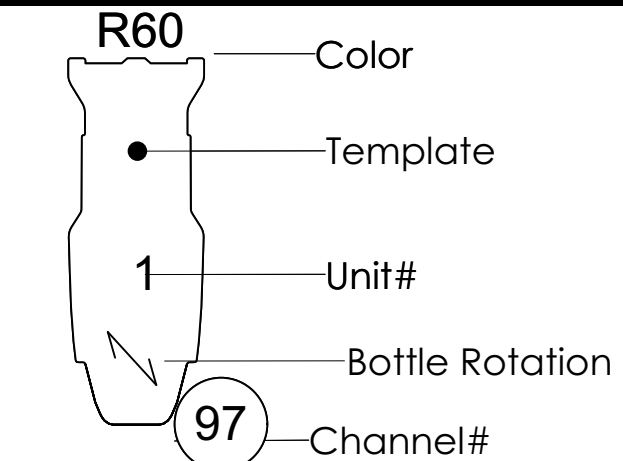
1 of 3

NOTE: = No Hang Zone due to conduit, or other architectural features.

INSTRUMENT KEY

	ETC Source-4 19° @ 575w	44 / 52
	ETC Source 4 26° @ 575w	57 / 112
	ETC Source-4 36° @ 575w	16 / 75
	ETC Source-4 50° @ 575w	11 / 20
	ETC Source-4 Zoom 15°-30° @ 750w	8 / 8
	ETC Source4 26deg 750W @ 750w	6 / 22
	ETC Source4 LED2LS 19deg @ 171w	5 / 5
	ETC Source4 LED2LS 26deg @ 171w	33 / 55
	ETC Source4 LED2LS 36deg @ 171w	15 / 59
	ETC Source4 LED2LS 50deg @ 171w	3 / 9
	Elation Arena PAR Zoom @ 220w	21 / 30
	Colortran 20 Deg. @ 750w	2 / 2
	Strand 8' Fresnelite @ 2kw	12 / 14
	Altman 6" Fresnel @ 1kw	1 / 2
	PAR 64 MFL @ 1KW	16 / 32
	PAR 64 WFL @ 1KW	8 / 29
	Colour Chorus 72 @ 630w	16 / 16
	Lycian SuperArc 400 Follow Spot @ 400w	3 / 3
	SoloFrame 2000 Hang	4 / 5
	Varilite VL 1100 Arc ERS @ 1kw	2 / 3
	1k Broad @ 1k	3 / 3
	Mini 10 @ 1k	10 / 10
	PAR 38 @ 250w	2 / 2
	Practical	
	7.5in 4 Leaf Barn Door	10 / 32
	18" Side Arm	16 / 10

LEGEND



This drawing represents visual concepts and construction suggestions only. The designer is unqualified to determine the structural or electrical appropriateness of this design, and will not assume responsibility for improper engineering, construction, handling, or use. All materials and construction must comply with the most stringent applicable federal and local fire, safety, energy, and environmental codes.

The Bartered Bride

Patricia Corbet Theater

Production Team		Submittal	
Director: Audrey Chait	Lighting Designer: Nina Agelvis	Archival	Submittal Date
Asst. LD: Hannah Gruneisen	Asst. LD: Jason Bowden	11/24/2019	Drafted By
ME: Matthew Barnett	Asst. ME: Aiden Bezark	Hannah Gruneisen	
RME: Greg Falcione	RLD: Sharon Huizinga		

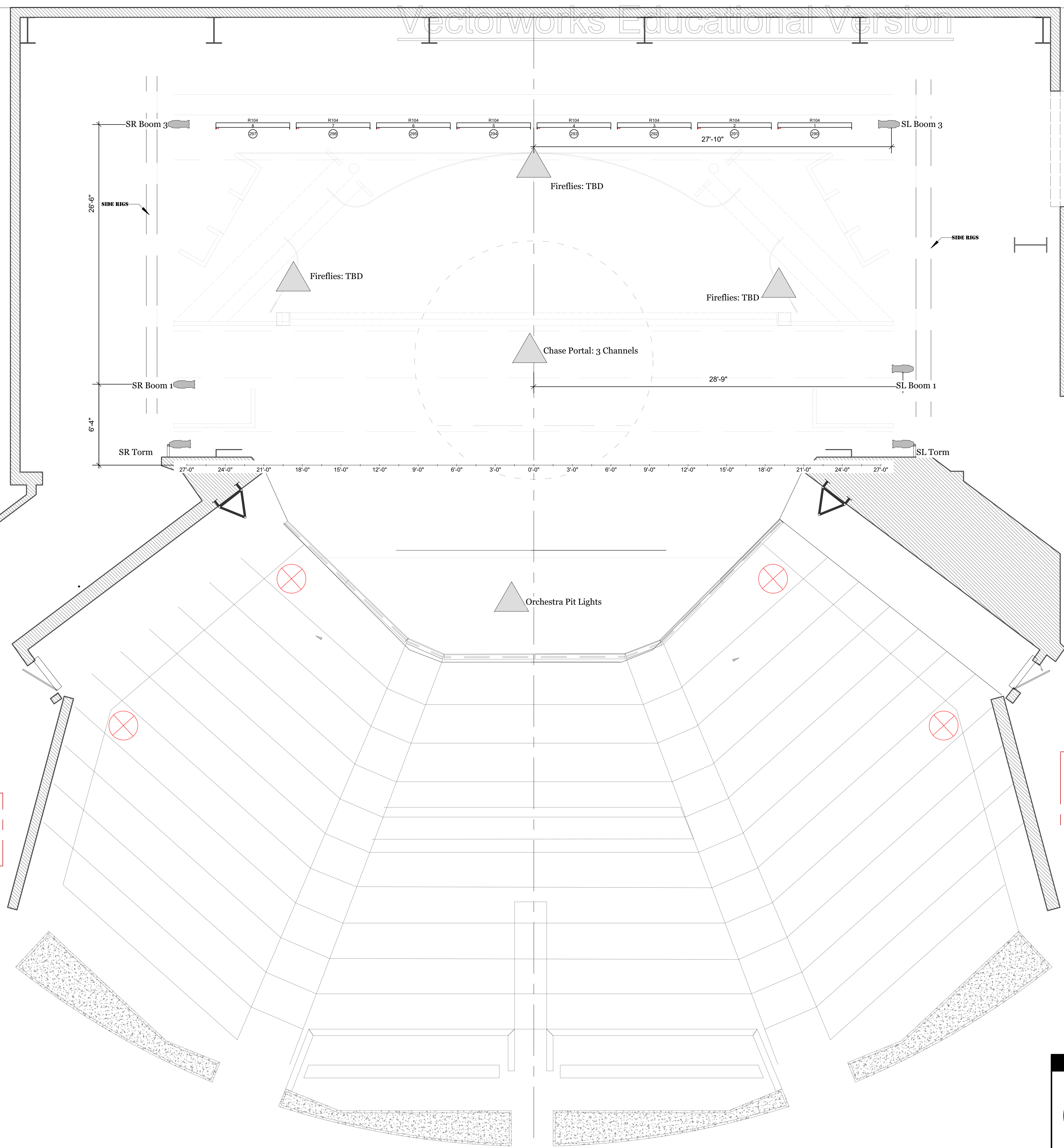
Electric Deck Plan

Scale: 1/4" = 1'-0"



**Gobos**

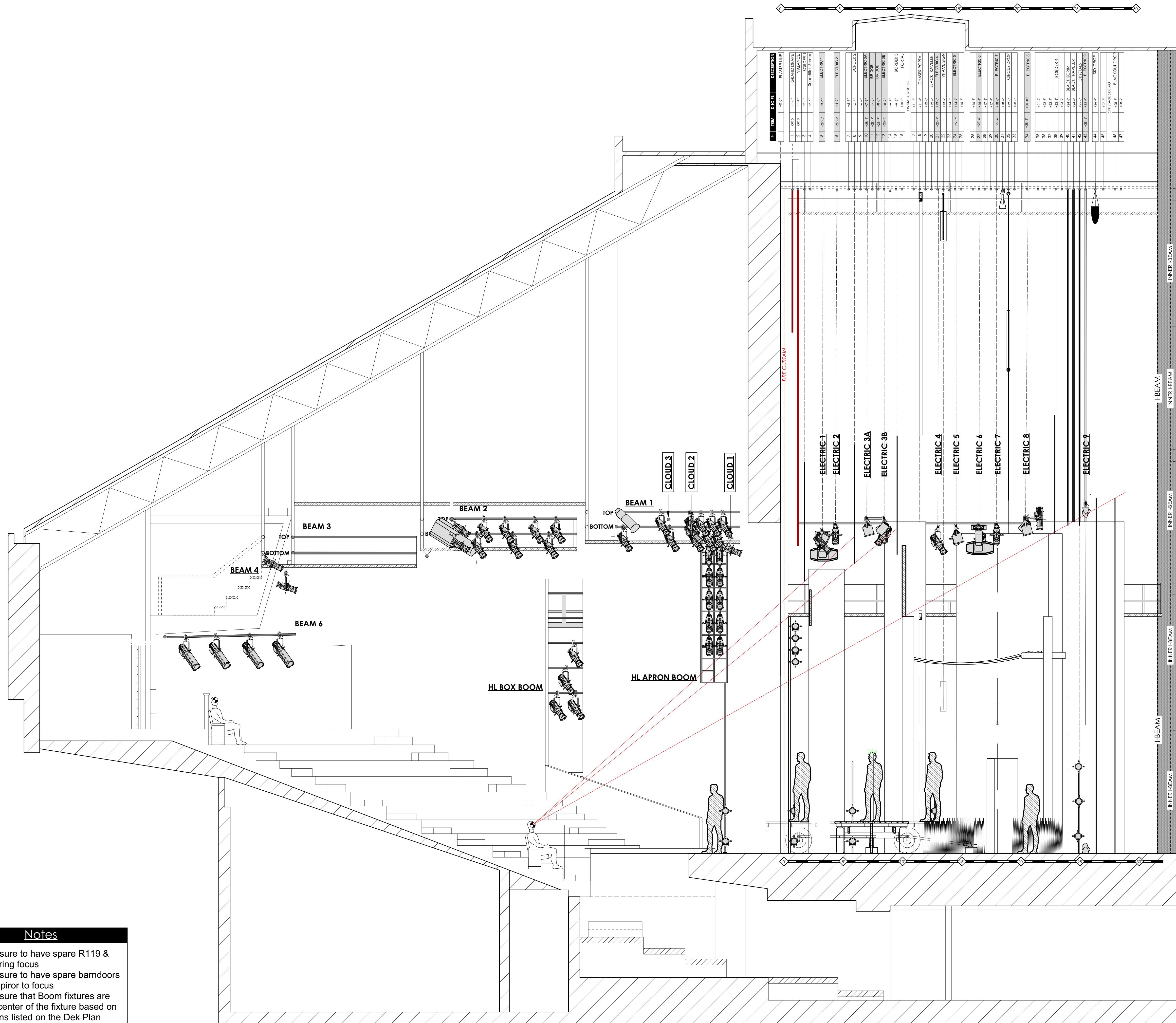
77542: Squares Total: 4 [B Size]	77806: Leaf Breakup Total: 12 [A Size]	G714: Sponge Total: 12 [A Size]



**NOTE:**  
BOOM DIMENSIONS ARE MEASURED TO SIDE ARM. ORIENTATION OF SIDE ARM IS PARALLEL TO THE STAGE AND THE FIXTURE FACES TOWARDS THE STAGE.

**NOTE:**  
BOOM DIMENSIONS ARE MEASURED TO SIDE ARM. ORIENTATION OF SIDE ARM IS PARALLEL TO THE STAGE AND THE FIXTURE FACES TOWARDS THE STAGE.

- Notes**
1. Make sure to have spare R119 & R132 during focus
  2. Make sure to have spare barndoors prepped prior to focus
  3. Make sure that Boom fixtures are hung to center of the fixture based on dimensions listed on the Dek Plan
  4. Make sure to have spare gel frames during focus



ITEM	QTY	DESCRIPTION
1	1	PLASTER LINE
2	1	GRAND STAIR
3	1	VALANCE
4	1	ROUNDER
5	1	ROUNDER
6	1	ELECTRIC 1
7	1	ELECTRIC 2
8	1	ELECTRIC 3A
9	1	ELECTRIC 3B
10	1	ELECTRIC 4
11	1	ELECTRIC 5
12	1	ELECTRIC 6
13	1	ELECTRIC 7
14	1	ELECTRIC 8
15	1	OUTSIDE BARND
16	1	POSTAL
17	1	COVER POSTAL
18	1	BLACK TRAVELER
19	1	BLACK TRAVELER
20	1	BLACK TRAVELER
21	1	BLACK TRAVELER
22	1	BLACK TRAVELER
23	1	BLACK TRAVELER
24	1	BLACK TRAVELER
25	1	BLACK TRAVELER
26	1	BLACK TRAVELER
27	1	BLACK TRAVELER
28	1	BLACK TRAVELER
29	1	BLACK TRAVELER
30	1	BLACK TRAVELER
31	1	BLACK TRAVELER
32	1	BLACK TRAVELER
33	1	BLACK TRAVELER
34	1	BLACK TRAVELER
35	1	BLACK TRAVELER
36	1	BLACK TRAVELER
37	1	BLACK TRAVELER
38	1	BLACK TRAVELER
39	1	BLACK TRAVELER
40	1	BLACK TRAVELER
41	1	BLACK TRAVELER
42	1	BLACK TRAVELER
43	1	BLACK TRAVELER
44	1	BLACK TRAVELER
45	1	BLACK TRAVELER
46	1	BLACK TRAVELER
47	1	BLACK TRAVELER

INSTRUMENT KEY		
	ETC Source-4 19° @ 575w	44 / 52
	ETC Source 4 26° @ 575w	57 / 112
	ETC Source-4 36° @ 575w	16 / 75
	ETC Source-4 50° @ 575w	11 / 20
	ETC Source-4 Zoom 15°-30° @ 750w	8 / 8
	ETC Source4 26deg 750W @ 750w	6 / 22
	ETC Source4 LED2LS 19deg @ 171w	5 / 5
	ETC Source4 LED2LS 26deg @ 171w	33 / 55
	ETC Source4 LED2LS 36deg @ 171w	15 / 59
	ETC Source4 LED2LS 50deg @ 171w	3 / 9
	Elation Arena PAR Zoom @ 220w	21 / 30
	Colortran 20 Deg. @ 750w	2 / 2
	Strand 8" Fresnelite @ 2kw	12 / 14
	Allman 6" Fresnel @ 1kw	1 / 2
	PAR 64 MFL @ 1KW	16 / 32
	PAR 64 WFL @ 1KW	8 / 29
	Colour Chorus 72 @ 630w	16 / 16
	Lycian SuperArc 400 Follow Spot @ 400w	3 / 3
	SolaFrame 2000 Hang	4 / 5
	Varilite VL 1100 Arc ERS @ 1kw	2 / 3
	1k Broad @ 1k	3 / 3
	Mini 10 @ 1k	10 / 10
	PAR 38 @ 250w	2 / 2
	Practical	
	7.5in 4 Leaf Barn Door	10 / 32
	18" Side Arm	16 / 10

LEGEND	
	Color
	Template
	Unit#
	Bottle Rotation
	Channel#

This drawing represents visual concepts and construction suggestions only the designer is unqualified to determine the structural or electrical appropriateness of his design, and will not assume responsibility for improper engineering, construction, handling, or use. All materials and construction must comply with the most stringent applicable federal and local fire, safety, energy, and environmental codes.

# The Bartered Bride

Patricia Corbet Theater

Production Team		Submittal	
Director: Audrey Chait	Lighting Designer: Nina Agelvis	Archival	Submittal Date
Asst. LD: Hannah Gruneisen	Asst. LD: Jason Bowden	11/24/2019	
ME: Matthew Barnett	Asst. ME: Aiden Bezark	Drafted By	Hannah Gruneisen
RME: Greg Falcone	RLD: Sharon Huizinga		

**Notes**

1. Make sure to have spare R119 & R132 during focus
2. Make sure to have spare barndoors prepped prior to focus
3. Make sure that Boom fixtures are hung to center of the fixture based on dimensions listed on the Dek Plan
4. Make sure to have spare gel frames during focus

**Gobos**

- 77542: Squares  
Total: 4 [B Size]
- 77806: Leaf Breakup  
Total: 12 [A Size]
- G714: Sponge  
Total: 8 [A Size]

**Electric Section**

Scale: 1/4" = 1'-0"

**3** of **3**